









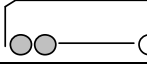

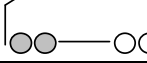

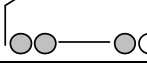
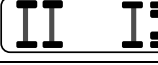
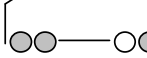

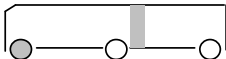















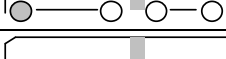





ANEXO III

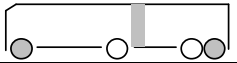

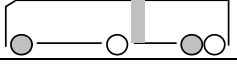



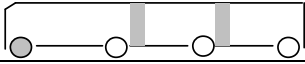

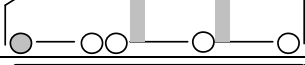

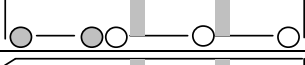



COMPOSIÇÕES HOMOLOGADAS PARA O TRANSPORTE DE PASSAGEIROS

Ônibus convencional		Peso máximo por eixo ou conjunto de eixos (t)	PBT E PBTC (t)						Comprimento máximo (m)	
			Comprimento total (metros)							
			Inferior ou igual a 14,0	Inferior a 16,0	Superior ou igual a 16,0	Inferior a 17,5	Superior ou igual a 17,5	Inferior ou igual a 18,6		
III-1			6 + 6 = 12	12						14,0
III-1			6 + 10 = 16	16						14,0
III-2			6 + 17 = 23		23,0					15,0
III-3			6 + 13,5 = 19,5		19,5					
III-4			6 + 13,5 = 19,5		19,5					
III-5			12 + 10 = 22		22,0					
III-6			12 + 17 = 29		29,0					
III-7			12 + 13,5 = 25,5		25,5					
III-8			12 + 13,5 = 25,5		25,5					

**COMPOSIÇÕES HOMOLOGADAS PARA O TRANSPORTE DE PASSAGEIROS**

Ônibus articulado	Peso máximo por eixo ou conjunto de eixos (t)	Comprimento total (metros)						Comprimento máximo (m)		
		Comprimento total (metros)								
		Inferior ou igual a 14,0	Inferior a 16,0	Superior ou igual a 16,0	Inferior a 17,5	Superior ou igual a 17,5	Inferior ou igual a 18,6			
III-9			$6 + 10 + 10 = 26$					26,0		18,6
III-10			$6 + 17 + 10 = 33$					33,0		
III-11			$6 + 13,5 + 10 = 29,5$					29,5		
III-12			$6 + 13,5 + 10 = 29,5$					29,5		
III-13			$6 + 10 + 17 = 33$					33,0		
III-14			$6 + 10 + 13,5 = 29,5$					29,5		
III-15			$6 + 10 + 13,5 = 29,5$					29,5		
III-16			$6 + 10 + 10 + 10 = 36$					36,0		
III-17			$6 + 13,5 + 10 + 10 = 39,5$					39,5		
III-18			$6 + 13,5 + 10 + 10 = 39,5$					39,5		

**COMPOSIÇÕES QUE NECESSITAM DE AUTORIZAÇÃO ESPECIAL DE TRÂNSITO - AET**

Ônibus articulado		Peso máximo por eixo ou conjunto de eixos (t)	PBT E PBTC (t)							Comprimento máximo (m)
			Comprimento total (metros)							
			Inferior ou igual a 14,0	Inferior a 16,0	Superior ou igual a 16,0	Inferior a 17,5	Superior ou igual a 17,5	Superior a 18,6	Superior ou igual a 25,0	
III-19			$6 + 10 + 13,5 = 29,5$						29,5	25,0
III-20			$6 + 10 + 13,5 = 29,5$						29,5	
III-21			$6 + 17 + 10 + 10 = 43$					43,0		
Ônibus bi-articulado		Peso máximo por eixo ou conjunto de eixos (t)	PBT E PBTC (t)							Comprimento máximo (m)
			Comprimento total (metros)							
			Inferior ou igual a 14,0	Inferior a 16,0	Superior ou igual a 16,0	Inferior a 17,5	Superior ou igual a 17,5	Superior a 18,6	Superior ou igual a 25,0	
III-22			$6 + 10 + 10 + 10 = 36$						36,0	30,0
III-23			$6 + 17 + 10 + 10 = 43$						43,0	
III-24			$6 + 13,5 + 10 + 10 = 29,5$						29,5	
III-25			$6 + 13,5 + 10 + 10 = 39,5$						39,5	